

AFB Bakery Series by

The *Economical Answer* to Tall Warewashing Needs

AFB Bakery Dishwasher

LOW ENERGY
TIME-SAVER
RELIABLE



Pass-Through



*Sheet Pans require a Special
Stainless Steel Dishrack for Proper
Washing.*



Corner

- **Available in either 90, 120, or 150 second time cycle**
- **Holds Standard 20" x 20" Racks**
- **High Pressure, 1.5 HP Pump**
- **Built-In chemical dispensing**

At American Dish Service, Quality People, Designs, and Products have been the foundations of our organization for over *45 years*.

www.americandish.com



American Dish Service
Manufacturers of Ware Washing Equipment

900 Blake Street Edwardsville, KS 66111-3820 **Toll Free (800) 922-2178** **Phone (913) 422-3700** **Fax (913) 422-6630**

AFB Bakery

Available in Corner and Pass-Through Models

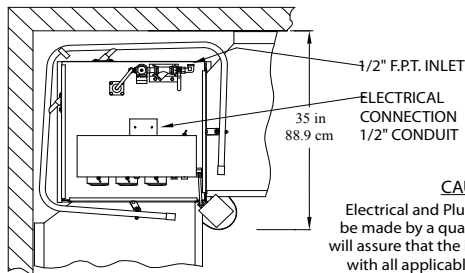
27 1/2" Door Opening with Safety Interlock

- **Quality & Reliability**
- **Effective Washing & Sanitizing of Bakery Trays and Pots & Pans**
- **Built In Scrap Accumulator**



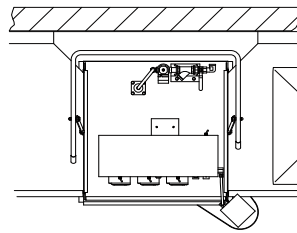
A complete warewashing center in only 121" of floor space. the soil dishtable incorporates three 20" x 20" x 14" deep sinks.

(Longer Lengths Available)



TOP VIEW

CORNER APPLICATION



TOP VIEW

IN-LINE APPLICATION

CAUTION:
Electrical and Plumbing connections must be made by a qualified Service Person who will assure that the installation is in compliance with all applicable federal, state, and local Health, Electrical, Plumbing, and Safety Codes.



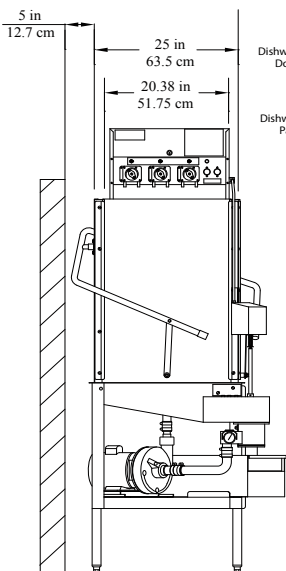
WWW.AMERICANDISH.COM

AFB Series

	AFB		
RATED CAPACITY (Racks/Hour)	37	25	12
WASH TIME (Sec.)	45	60	75
RINSE TIME (Sec.)	30	45	60
DWELL (Sec.)	15	15	15
TOTAL CYCLE TIME (Sec.)	90	120	150

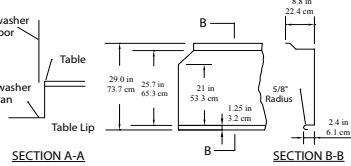
WATER TEMPERATURE (Supply)	130° F Min. 54.4° C Min.
WATER CONSUMPTION	2.5 Gal's Per Cycle 9.5 Liters Per Cycle
MOTOR	1.5 HP 1.125 KW
ELECTRICAL RATINGS	115 Volts Single Phase
<small>Connect to Supply Source using 10-12 AWG copper wires on a clean circuit. Circuit Protection: 20 Amp Circuit Breaker or Fuse with a 20 AMP Rating.</small>	

RACK SIZE	19 3/4" x 19 3/4"
DOOR CLEARANCE	50.2 cm x 50.2 cm 27 1/2" x 20 1/2" 69.9 cm x 52.1 cm
WATER INLET	1/2" F.P.T.
DRAIN (Scrap Trap)	2" Pipe
HEIGHT (Door Open)	94"
	238.8 cm
HEIGHT (Door Closed)	78 1/2"
	199.4 cm
WIDTH (Overall)	33 1/2"
	85.1 cm
WIDTH (Table to Table)	25"
	63.5 cm
DEPTH (Overall)	35"
	88.9 cm
SHIPPING WEIGHT	330 lb. 133.8 kg.
SHIPPING VOLUME (36"x 36"x 86")	64.5 cu. ft. 1.83 cu meters



SIDE VIEW

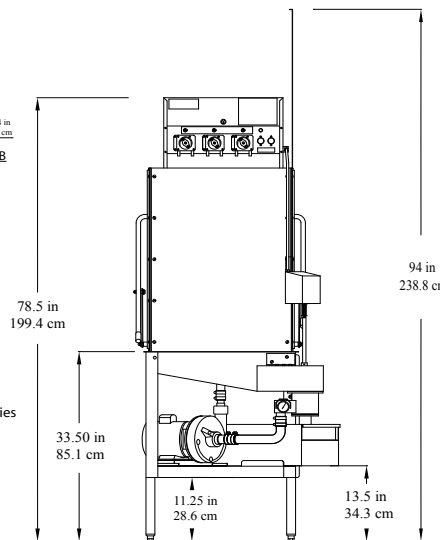
CORNER APPLICATION



TOP VIEW
TYPICAL TABLE DETAILS

NOTE:
All dimensions listed have a tolerance of + or - 1/4" unless otherwise noted.

NOTE:
Manufacturer reserves the right to modify these Specifications in compliance with regulatory agencies and manufacturing expediency.



FRONT VIEW

IN-LINE APPLICATION

Effective: 08/2017

© 08/2017 American Dish Service

WARNING: Cancer and Reproductive Harm - www.P65Warnings.ca.gov

ADS has built a strong history based on Customer Service, Quality and Reliability. A Commitment to Excellence is the driving force behind American Dish Service.

900 Blake Street Edwardsville, KS 66111-3820 Toll Free (800) 922-2178 Phone (913) 422-3700 Fax (913) 422-6630